

Lesson 1

Islamic Phrases

Colour the following Islamic phrase. Can you read it?

When we want Allāh to protect us from Shaytan we say:

أَعُوذُ بِاللَّهِ مِنَ الشَّيْطَانِ الرَّجِيمِ


Audhu Billahi Min ash-Shaytanir Rajeem

Lesson 1

Islamic Phrases

Colour the following Islamic phrase. Can you read it?

When we start eating or doing anything we say:




Bismilláhir Rahmánir Rahím

Lesson 1

Islamic Phrases

Colour the following Islamic phrase. Can you read it?

When we see anything big or wonderful, we say:



Allāhu Akbar

Lesson 1

Islamic Phrases

Colour the following Islamic phrase. Can you read it?

When we hear the name of Rasulullah (s) or any Ma'sum ('a) we say:

اللَّهُمَّ صَلِّ عَلَى مُحَمَّدٍ

وَأَلِ مُحَمَّدٍ

Allāhumma salli 'ala Muhammadin wa Aali Muhammad

Lesson 3

Postures of Salāh

Colour the pictures of Yusuf and Amina praying salāh in the next two pages.

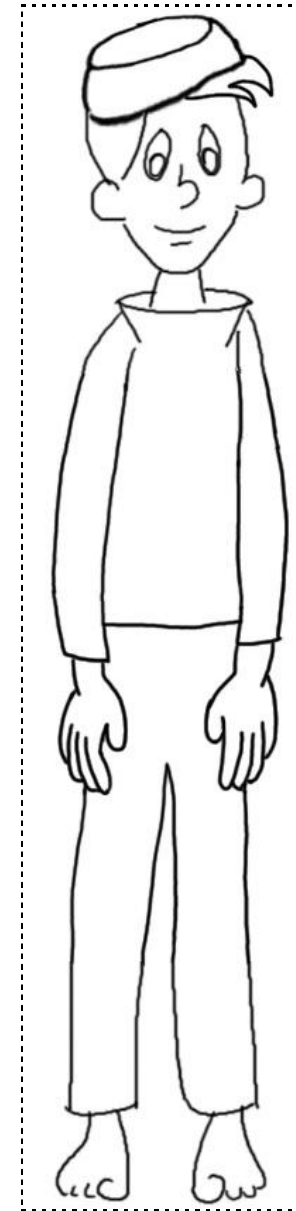
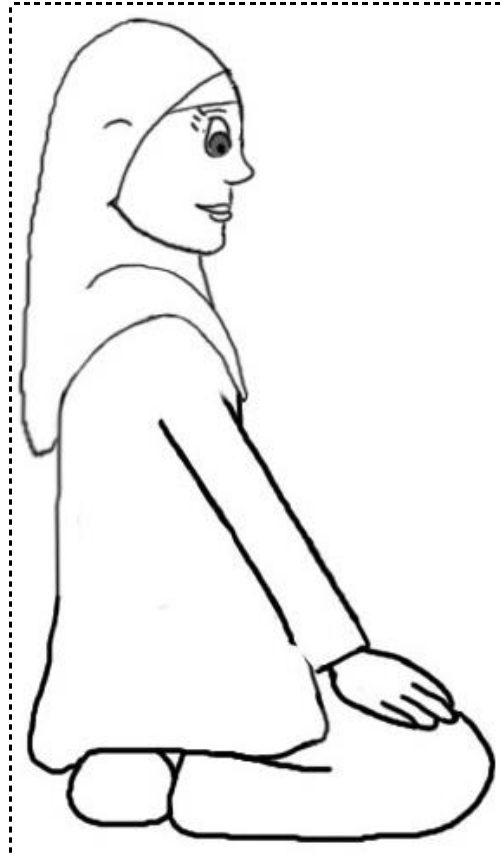

Then cut along the dotted lines.

Then stick the coloured pictures of Yusuf and Amina into the right boxes on the two pages after them.

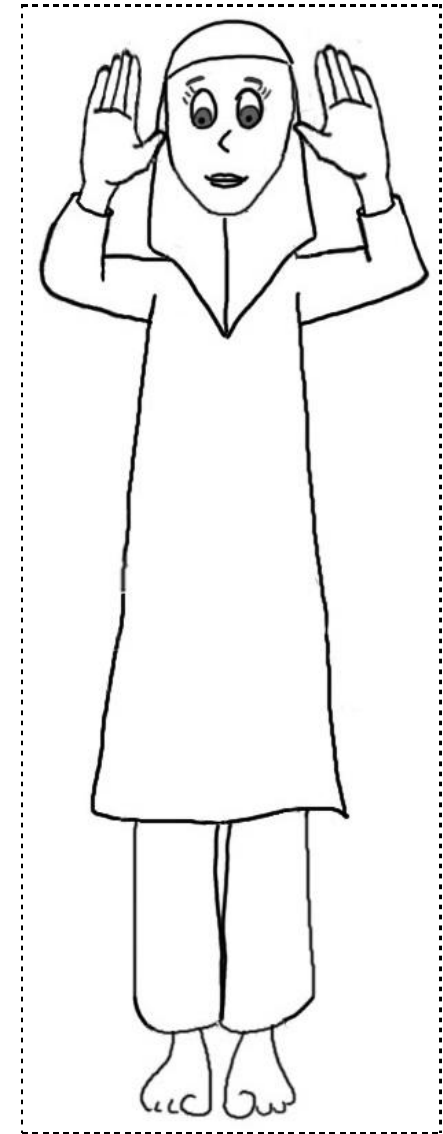
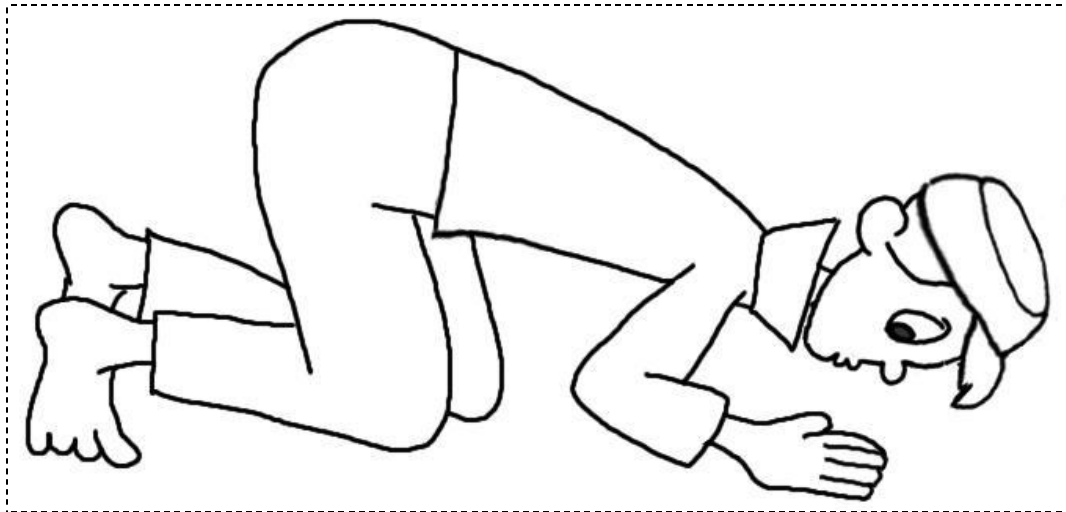
The order of salāh in which you must stick the pictures are:

Takbirat al-Ihrām, Qiyām, Qunūt, Rukū, Sajdah, Julus

This page left blank intentionally to allow the cut outs in the following page


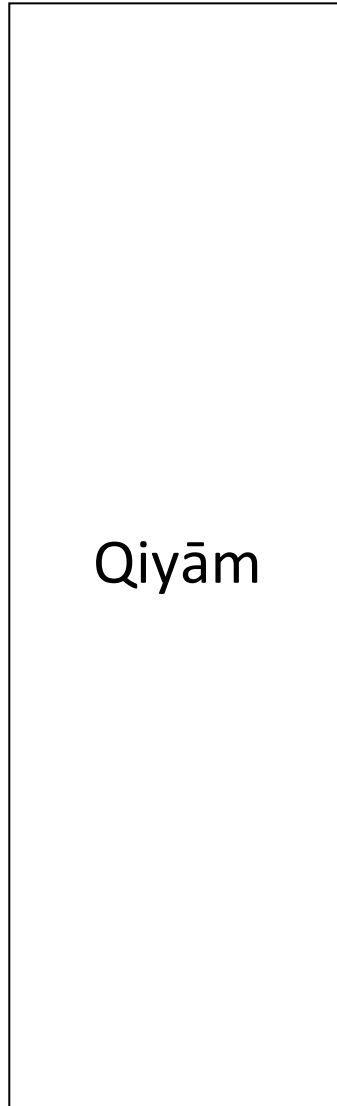
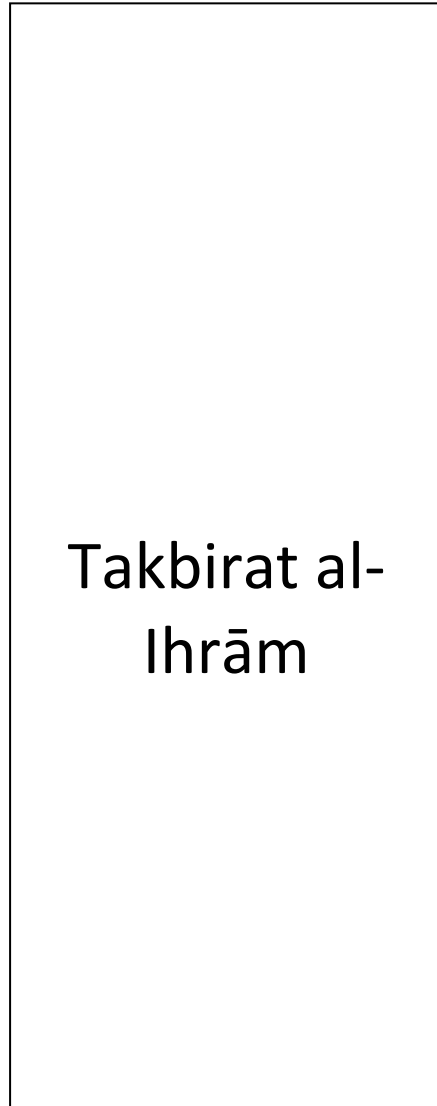


This page left blank intentionally to allow the cut outs in the previous page



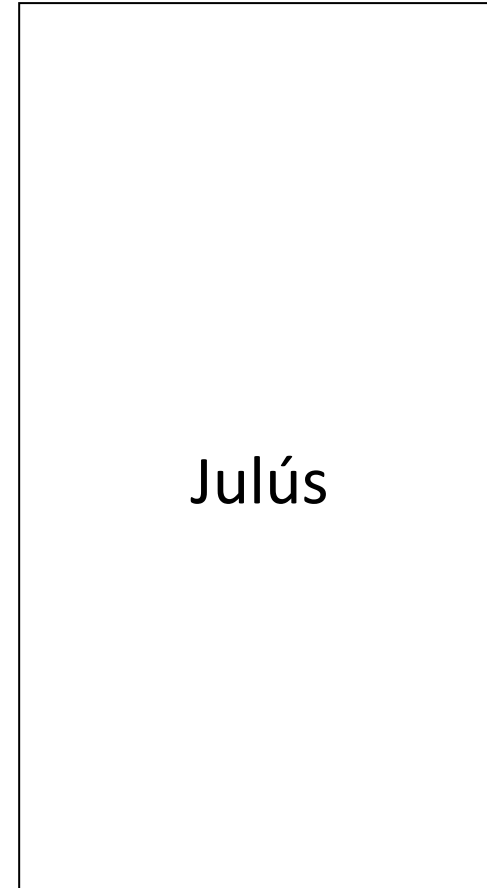
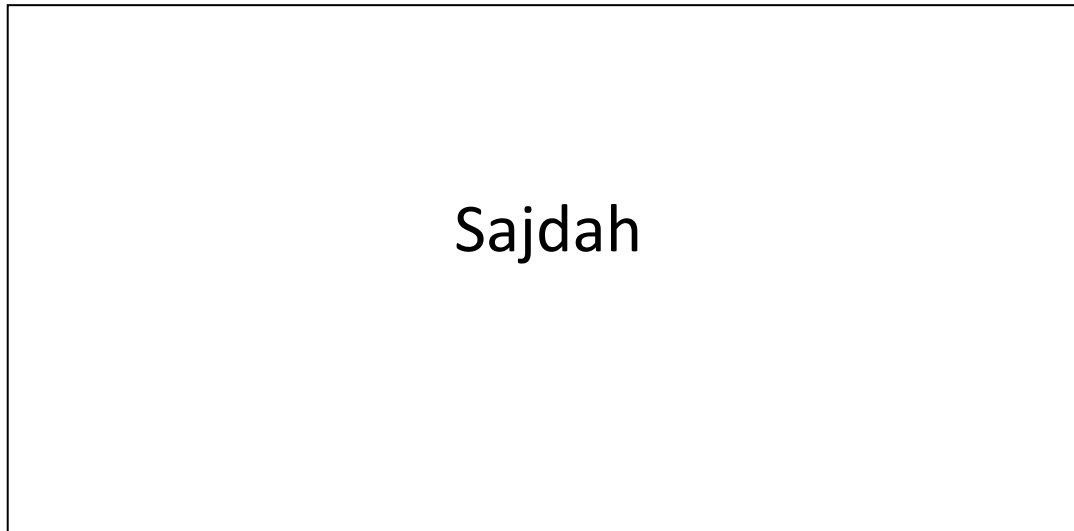
This page left blank intentionally to allow the cut outs in the previous page

Stick the pictures of Yusuf & Amina from previous pages into the right boxes



This page left blank intentionally.

Stick the pictures of Yusuf & Amina from previous pages into the right boxes



This page left blank intentionally.

Lesson 6

Names of the Islamic Months

Colour the months and read them in the right order.

